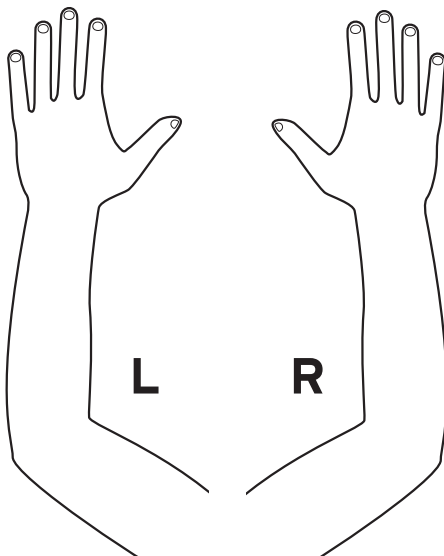

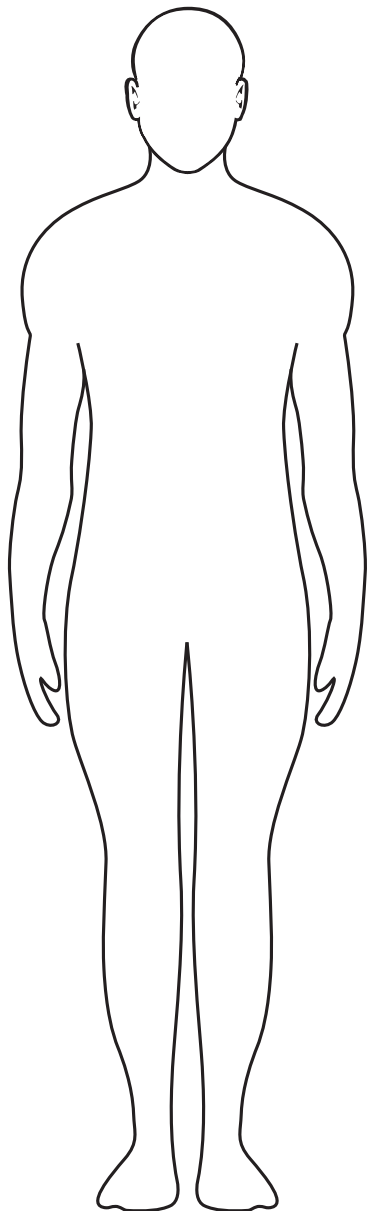


Important information for patients using EFUDIX[®] fluorouracil 5% w/w

This leaflet is provided to help you understand and apply your EFUDIX[®] in a way that will provide the best possible results

Treat the areas indicated by your doctor



Topical Cream
EFUDIX[®]
fluorouracil 5% w/w

How do I apply EFUDIX®?

- 1. EFUDIX® should be applied according to your doctor's instructions.** Normally once or twice per day for the period of time recommended by your doctor.
- 2.** Apply EFUDIX® with your finger. Mornings and evenings are the best times, but not at bedtime as contact with pillows may cause undesirable spreading.
- 3.** Apply a thin layer of EFUDIX® to the affected areas of your skin. Be careful to avoid contact with the eyes, nostrils and lips. **Be sure to wash your hands after applying.**
- 4.** Use with care in the area between the nose and cheek since EFUDIX® may irritate the fold around the nostril.

What will happen when I use EFUDIX®?

EFUDIX® is very effective in treating your skin condition. During treatment be prepared for some major changes to your skin's condition. In fact you will probably look worse before you get better - this is a sign that **EFUDIX® is working.**

For example you may see the treated areas and surrounds become inflamed with the first week of treatment, followed by blistering, peeling and cracking within the next week. Occasionally this may be accompanied by weeping sores and some discomfort - don't be alarmed as this is a sign that the **EFUDIX® is working.**

Efudix contains the active ingredient, fluorouracil 5%w/w. For further information ask your health professional. Normal doctor's visit fees and pharmacy charges apply.

Expected progress

- Week 1** - Mild redness or minimum reaction.
- Weeks 2 to 3** - Red, crusted, possibly uncomfortable.
- Weeks 3 to 4** - Although the skin may appear to be blistering and/or peeling, this is a sign that the medication is working. Your doctor may advise you when it is most appropriate to cease treatment. By Week 4, EFUDIX® treatment is often completed. However some patients may require further therapy.
- Following treatment** - Skin may be pink for 1 to 10 weeks (this can be covered with foundation). However if you become concerned, please seek advice from your doctor.

When being treated with Efudix®, remember the following

- 1.** Avoid excessive sunlight.
- 2.** EFUDIX® is a powerful medication and must be used as directed.
- 3.** EFUDIX® has been prescribed for **your specific skin condition** - do NOT give it to anyone else, even if they seem to have a similar problem they may, in fact, have something quite different.
- 4.** Do not use cosmetics or other skin medication on treated areas without first obtaining your doctor's approval. You can get your face wet in the shower. However, it is advisable not to apply immediately before showering.
- 5.** EFUDIX® is NOT to be used by women who are pregnant. If pregnancy occurs during treatment, immediately stop applying EFUDIX® and consult your doctor.
- 6.** Do not use Efudix if you have dihydropyrimidine dehydrogenase (DPD) deficiency.
- 7.** You should be seeing your doctor 3-4 weeks after starting treatment. Please make a follow-up appointment.

Efudix is fully funded and the patient does not need to pay for the medicine.